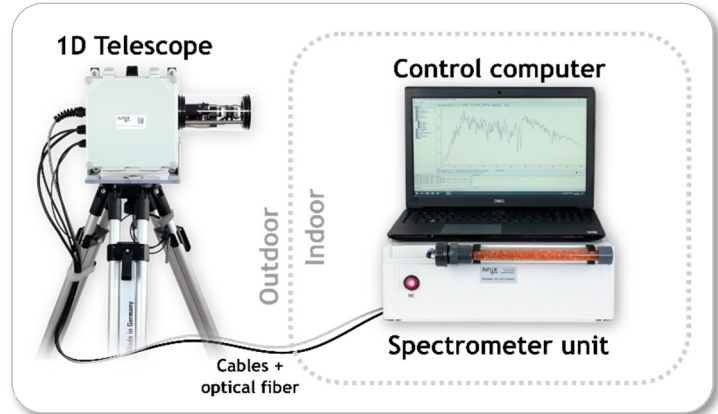


# SkySpec 1D Instrument v.250

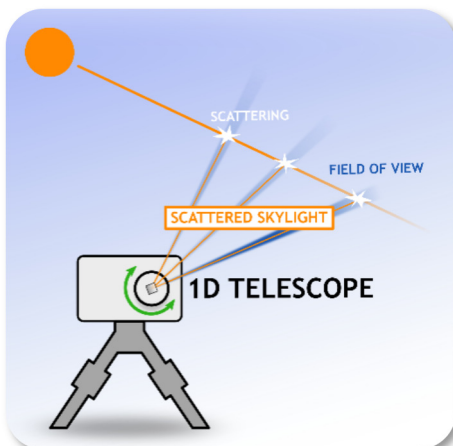
## TELESCOPE-SPECTROMETER SYSTEM FOR PASSIVE REMOTE SENSING



- Telescope-spectrometer system for scattered skylight spectrum acquisition
- Optimized for UV/Vis-aerosol and trace gas remote sensing with the DOAS method
- Other applications are possible
- Detectable gases: NO<sub>2</sub>, O<sub>3</sub>, SO<sub>2</sub>, HCHO, H<sub>2</sub>O, HONO, IO, BrO, Glyoxal, O<sub>4</sub>, ...
- Modular and customizable to meet your specific requirements
- Software packages for spectral analysis, post-processing and data visualization available

### TELESCOPE:

- Motorized viewing elevation axis, fixed azimuth
- Automatic correction of telescope viewing elevation via integrated inclination sensor
- Narrow field of view
- Rugged and weather-proof design with no outside moving parts
- Integrable wide angle cameras for monitoring purposes



### SPECTROMETER:

- Grating spectrometer in compact and rugged enclosure
- Characterized and calibrated
- Active temperature stabilization
- Low straylight design
- Sub-nm spectral resolution
- High spectral sampling
- Homogenized slit illumination
- Available with backthinned CCD detector to maximize UV sensitivity

**For measurement principle, example applications and data, see SkySpec overview datasheet!**

---

## HIGHLIGHTS

---

### Measurement accuracy

- Individual in-house spectrometer fine adjustment to optimize spectral properties
- Spectrometer characterization included: wavelength calibration, offset and dark current spectra, detector non-linearity function
- Active spectrometer temperature stabilization ensures stable properties
- High spectral sampling prevents quantization errors
- Low noise and high precision in narrow-band optical density
- Color filters and optical bench design minimize spectrometer stray-light
- Cross-section converting fiber bundle for maximum light throughput and homogeneous spectrometer illumination
- Real-time correction of telescope elevation via inclination sensor, ideal for measurements on moving platforms (ships, cars) or in changing environments
- Prism deflector and optical fiber setup prevent polarization induced biases
- Small vertical field of view ( $< 0.3^\circ$ ) optimized for vertical profiling applications
- Optional integrated mercury lamp and shutter for spectrometer calibration monitoring

---

### Setup, lifetime & maintenance

- Quartz glass tube design avoids outside moving parts for:
  - ▶ long lifetime even under harsh environmental conditions
  - ▶ simple cleaning
- Integrated telescope heating (activates at  $< 5^\circ\text{C}$ ) prevents:
  - ▶ freezing of mechanical components
  - ▶ water condensation, snow and ice on quartz cylinder and other optics
- Weather proof and UV resistant IP64 housings
- 12V/DC power supply with low consumption, ideal for mobile operation via battery or car-cigarette-lighter
- Easily adaptable measurement routines
- Fast instrument power-up
- Various mounting options (tripod, rail and mast adapters available)

---

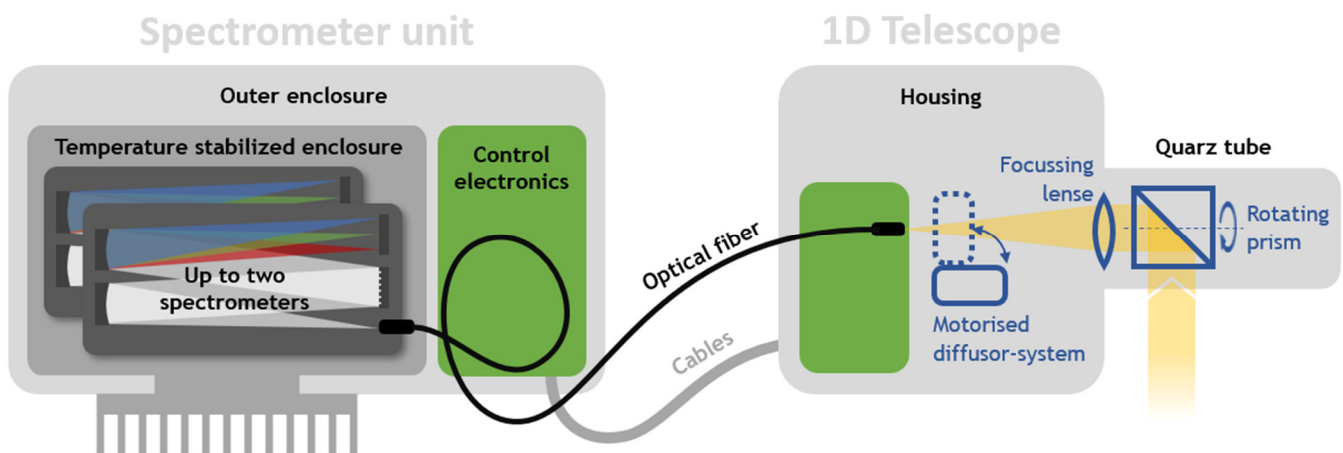
### Customization

- Individual spectrometer configurations to best meet your spectral requirements
  - Various optical fiber configurations
  - Different fiber and cable lengths available
  - Integrable opto-mechanical components for direct-sun observations and calibration monitoring purposes
  - Stand-alone operation of separate spectrometer and telescope units for integration in arbitrary spectroscopic measurement system
-

## TYPICAL SPECIFICATIONS

<b>Spectrometer specifications (typical)</b> <sup>*1,*2</sup>	Config.	Range [nm]	FWHM [nm]	Filter	<b>Mechanical stability</b> Robust for harsh environmental conditions, water proof (IP 64)
	UV-I	300-405	< 0.5	BG3	
	UV-II	300-460	< 0.7	BG3	
	Vis	410-553	< 0.6	BG40	Temperature: 1 °C accuracy, ambient, telescope, spectrometers, electronics
<b>Noise</b>	< 3 · 10 <sup>-4</sup> at 10 <sup>3</sup> scans (=60s integration time)				
<b>Spectral sampling</b>	> 5 points over slit function FWHM				
<b>Quantum efficiency</b>	UV: > 50 % with back-thinned detectors Vis: up to 80 %				
<b>Spectrometer temp./stability</b>	Temperature: 20 °C (adjustable) Stability better than +/-0.03 °C				
<b>Wavelength calibration</b>	Highly stable in-house calibration (typ. shifts < 0.01 nm), optionally: build in mercury-lamp or manual calibration				
<b>Operation temperature range</b>	Spectrometer unit: -10 °C to 40 °C Telescope: -30 °C to 50 °C				
<b>Elevation range and accuracy</b>	-10° to 190°, automatic correction with < 0.1° accuracy (1σ)				
<b>Field of view FWHM, vertical x horizontal</b>	< 0.3° x 1°				
<b>Telescope mounting options</b>	Wall mount, tripod or mast				
<b>Additional Sensors</b>	Pressure: 0.5 % accuracy, ambient Humidity: ± 3 % accuracy in relative humidity, Spectrometer and telescope unit				
<b>Measurement software</b>	Included, customizable measurement routine (angles, time resolution)				
<b>Start-up time</b>	< 2 min				
<b>Data communication</b>	USB 2.0				
<b>Power consumption</b>	Typ. < 30 W (max. 100 W), 12 V				
<b>Weight</b>	Spectrometer unit				≈ 8 kg
	Telescope unit				≈ 4 kg
	Full setup (incl. Laptop, fibres, cables)				≈ 17 kg
<b>Size</b>	Spectrometer unit (WxDxH)		Box: 40 x 35 x 13 cm <sup>3</sup>		
	Telescope unit (WxDxH)		Box: 37 x 23 x 13 cm <sup>3</sup> Tube (LxD): 16 cm x 8 cm		

<sup>\*1</sup> Spectrometers are equipped with color filters to reduce stray light, <sup>\*2</sup> Custom specifications with different wavelength ranges are possible.




## OPTIONAL COMPONENTS & CONFIGURATIONS


- Custom spectrometer configuration and systems with only one spectrometer
- Integrated, wide FOV camera (2 cameras cover 0° to 180° elevation) to monitor measurement conditions; various mounting options/directions.
- Integrated mercury (HG) wavelength calibration lamp system
- Fibre and cable length of 15 m or 20 m
- Tripod and various mounting adapters (rails, masts, ...)
- Spare parts and maintenance set
- Pre-configured measurement PC (notebook/desktop)
- Spectral evaluation software packages
- Online installation and support service

## DIMENSIONS

### SPECTROMETER BOX:



### TELESCOPE UNIT:



All dimensions in mm